



NASK



.pl domain name market
NASK's report

Q4 2022




Table of contents

Introduction	3
Facts and figures	4
.pl domain names active in DNS	
Domains in .pl domain registry	5
Transfers	6
Renewal of a domain name for a consecutive billing period	7
Domain names released from the .pl domain registry	8
New names in the .pl domain registry	9
Registrants of .pl domain names	
Registrants in the .pl domain registry	10
Place of residence of .pl domain name registrants	11
Additional services of .pl domain registry	
DNSSEC	12
IDN	13
Options	14
Registrars of .pl domain names	
NASK Partner Programme	15

Introduction

Introduction



**Piotr
Studziński-
-Raczyński**

Deputy Director
of .pl Domain Registry

Dear Readers,

From the beginning of October to the end of December 2022, **162 618** new names were registered, which was by **7 299** more than in the previous quarter. At the end of the quarter closing the year, **2 510 256** names were maintained in the .pl domain registry, i.e. almost 17 thousand fewer than at the end of the third quarter. **3 839** fewer names were renewed than in the previous quarter. The renewal rate decreased by 0.79 p.p. and stood at **73.16%**.

Compared to the previous quarter, the number of renewed agreements on options for registration of a .pl domain name more than doubled in the discussed period and amounted to **1 574**. This is the highest number of renewals of this service since 2011, i.e. since the introduction of renewals of options.

On **18 December 2022, 20 years** have passed since launching the NASK Partner Programme. At the end of December, **196** Partners from **23** countries were participating in it; **125** from Poland, **48** from other European countries, and **23** from outside Europe. Detailed information on the NASK Partner Programme, including the conditions and benefits of joining it, can be found at our website: https://dns.pl/en/become_registrar_domain_pl.

We invite you to read the report!

Facts and figures



Over
2.5 m
active .pl
domain names



Nearly
163 k
new names



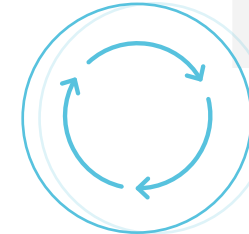
Over
440 k
names secured
with DNSSEC



196
NASK Partners



Nearly
43 k
transfers



73.16%
renewal rate



Over
1.1 m
registrants



1 768
registrations daily
average



64.53%
of registrants
constitute
organizations



35.47%
of registrants
constitute
natural persons



Over
1 k
realised options



Nearly
1.6 k
renewed options

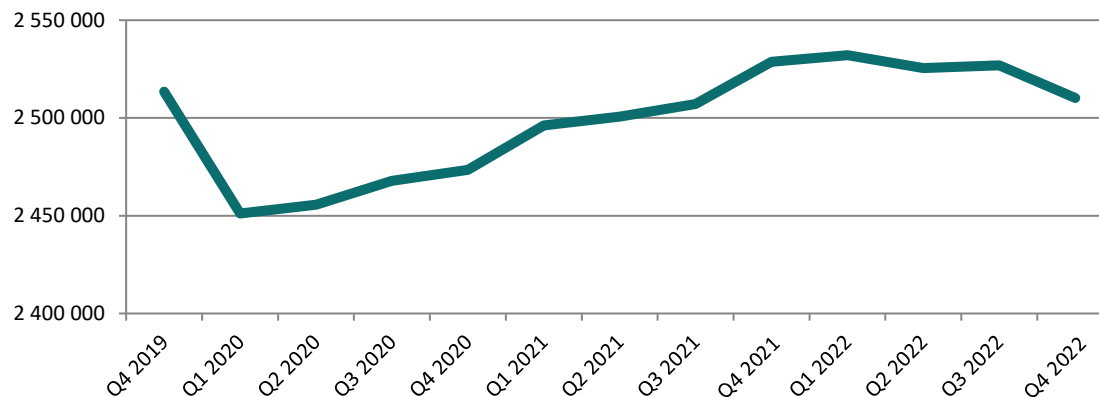
.pl domain names active in DNS

Domains in .pl domain registry

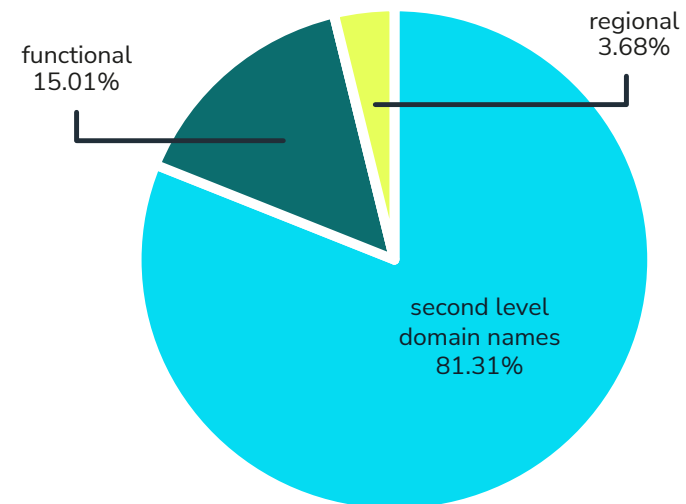
At the end of 2022 in the .pl domain registry, **2 510 256** names, active in DNS, were maintained, which is **16 679** fewer than in the previous quarter.

At the end of the fourth quarter, the number of names, active in DNS, maintained directly in the .pl domain amounted to **2 041 076**. The number of names in functional domains amounted to **376 735**, and in regional domains – **92 445**.

Number of .pl domain names in DNS



Number of domain names active in DNS as divided into the type of zone, Q4 2022



.pl domain names active in DNS

Transfers

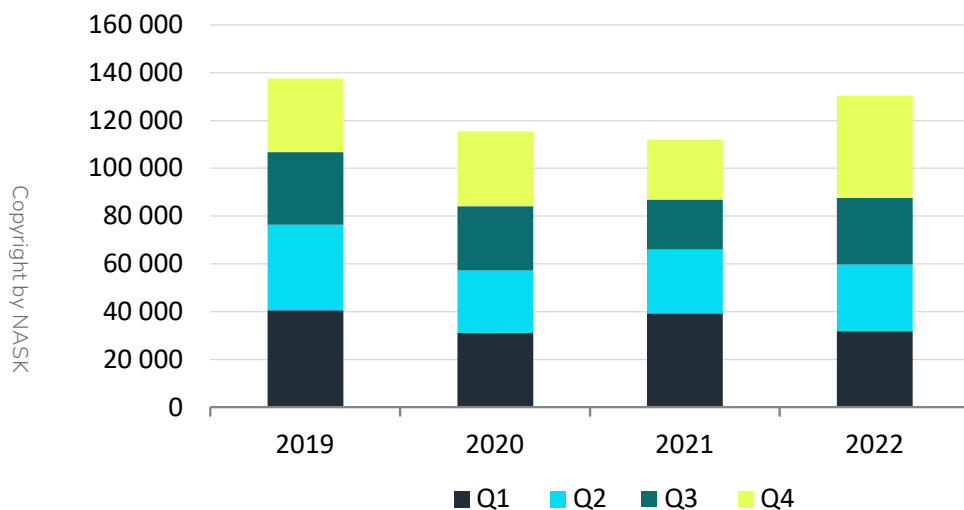
From the beginning of October to the end of December 2022, **42 882** transfers of .pl domain name service were carried out, **466** daily average.

In **2 292** cases, transfers were executed with simultaneous renewal of a .pl domain name for a consecutive billing period, whereby **620** were effected after the previous billing period had been completed.



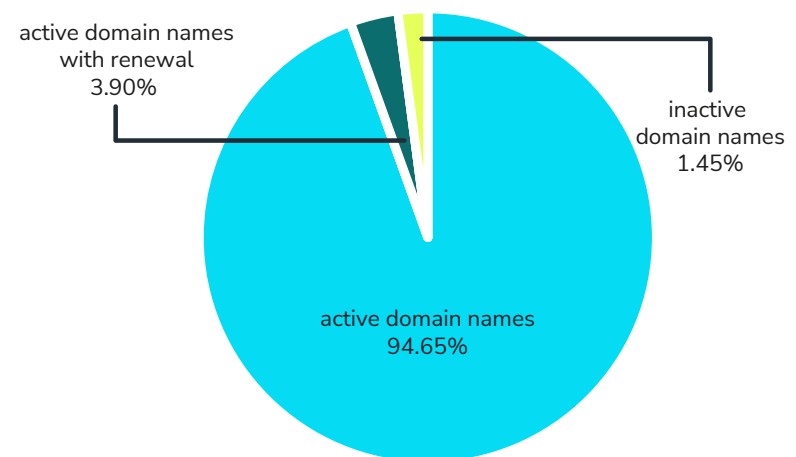
2 292 transfers
with renewal in Q4 2022

Number of .pl domain name transfers




Copyright by NASK

Division of transfers, Q4 2022



Copyright by NASK

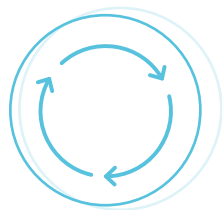


.pl domain names active in DNS

Renewal of a domain name for a consecutive billing period

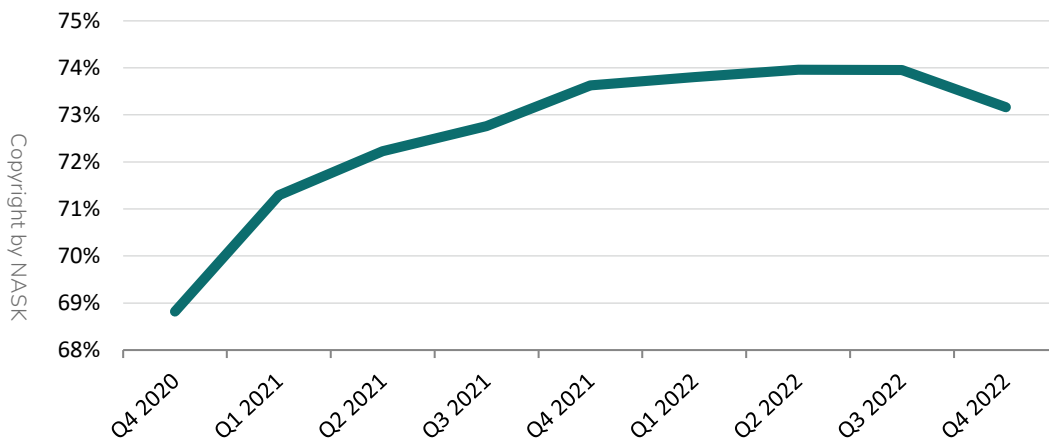
At the end of the fourth quarter of 2022, the renewal rate amounted to **73.16%**. It decreased by **0.79 p.p.** compared to the previous quarter.

In the discussed period, **451 333** names were renewed, and for **1 814** names the end of the billing period was shifted by an individually defined number of days.



451 333 renewals in Q4 2022

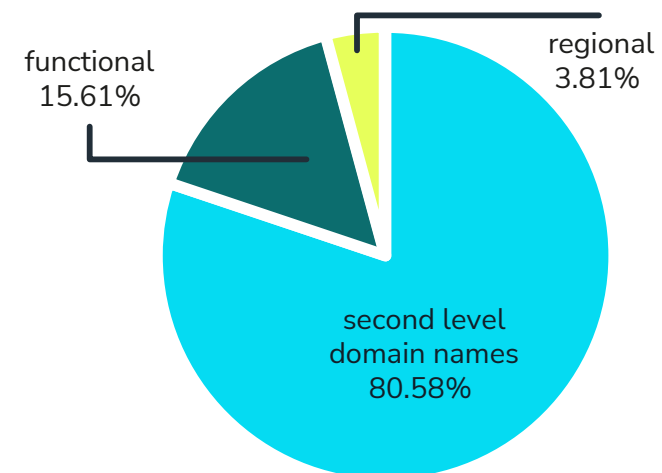
Renewal rate of .pl domain names



Number of renewed .pl domain names

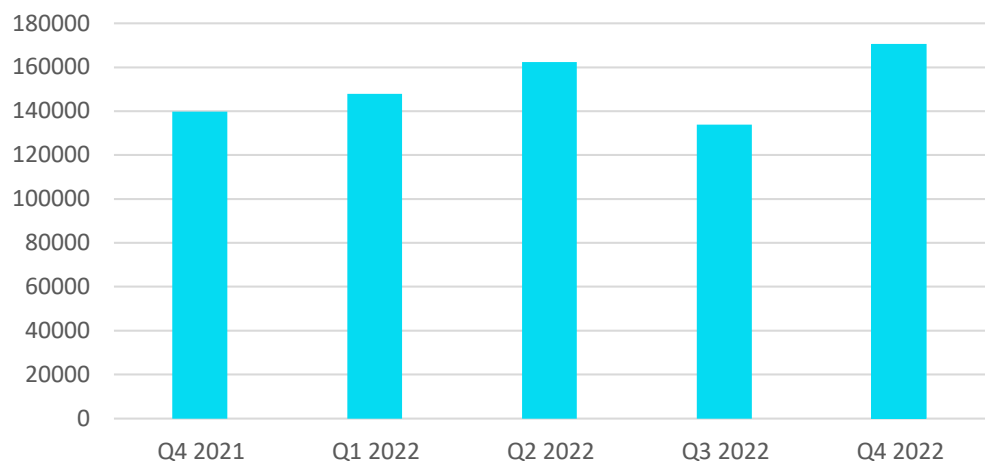


Structure of renewed .pl domain names, Q4 2022



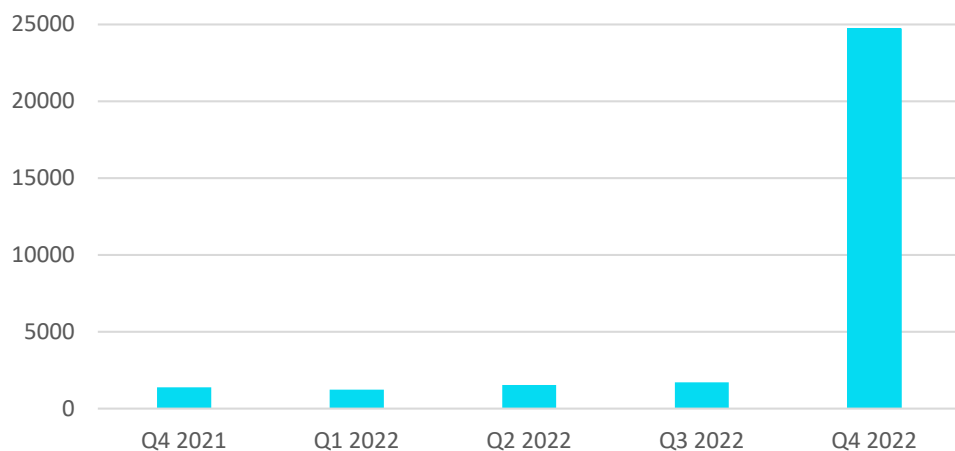
Domain names released from the .pl domain registry

Number of .pl domain names released due to lack of renewal



Copyright by NASK

Number of .pl domain names released after previous deletion



Copyright by NASK

During the fourth quarter of 2022, there were released **170 725** names from the .pl domain registry due to lack of renewal for a consecutive billing period by registrants.

Whereas, **24 735** names were deleted from the registry by a proper EPP request.



170 725 domain names released due to lack of renewal



24 735 domain names released after previous deletion



New names in the .pl domain registry

In the last three months of 2022, **162 618** .pl domain names were registered, over **7 thousand** more than in the preceding quarter.

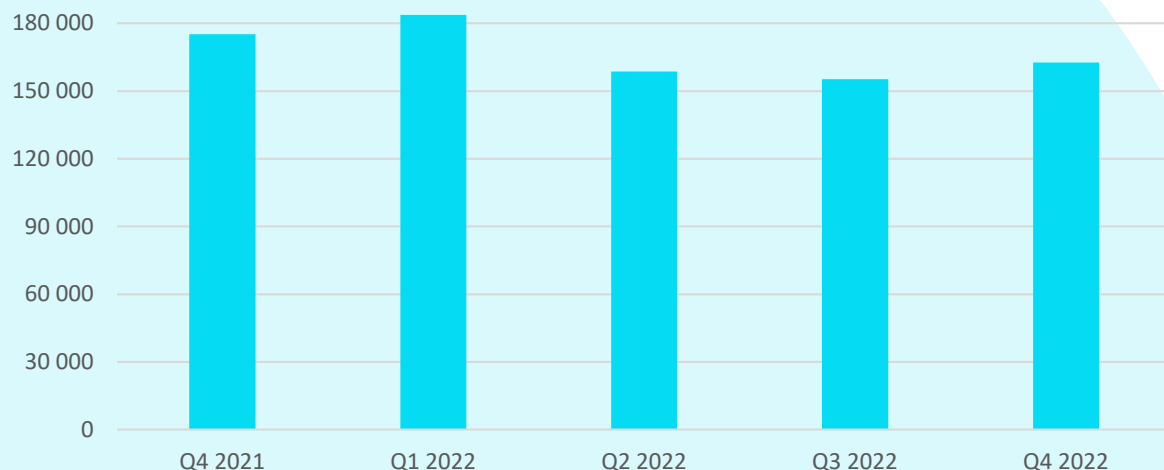
The number of registrations in particular months amounted to: **53 741** in October, **54 659** in November, **54 218** in December.

138 555 names were registered directly in the .pl domain, **19 701** names in functional domains, and **4 362** names in regional domains.



1 768 daily average number of .pl domain name registrations

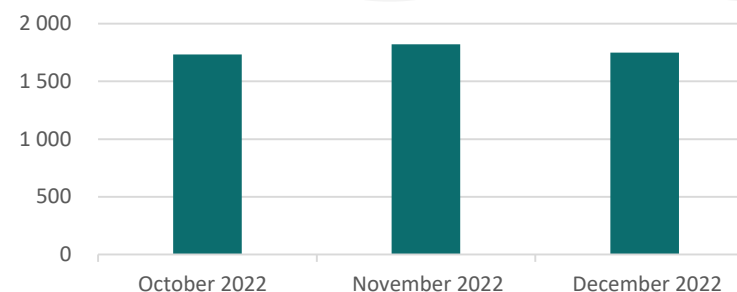
Number of .pl domain name registrations



Copyright by NASK

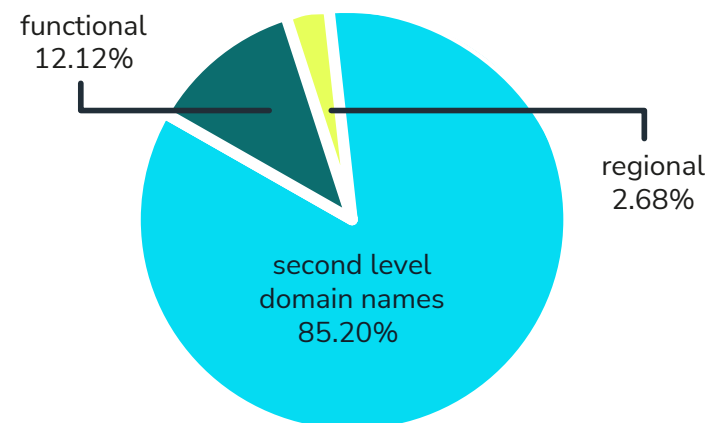
NASK's report for the fourth quarter of 2022

Number of .pl domain names registrations, daily average, Q4 2022



Copyright by NASK

.pl domain name registrations as divided into a type of zone, Q4 2022



Copyright by NASK

Registrants of .pl domain names

Registrants in the .pl domain registry

At the end of December 2022, the .pl domain registry had **1 112 349** unique registrants, of which **35.47%** were natural persons and **64.53%** were organizations.

In the fourth quarter of 2022, **6 653** entries regarding registrants were removed from the registry.

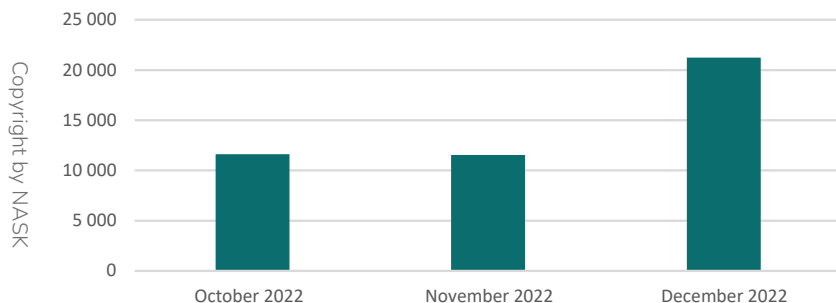


2.26 .pl domain names fell for one registrant on average

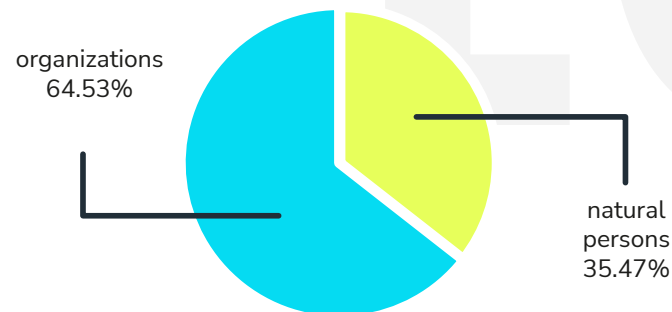


There were **44 399** changes of .pl domain name registrants

Number of changes of .pl domain name registrants, Q4 2022

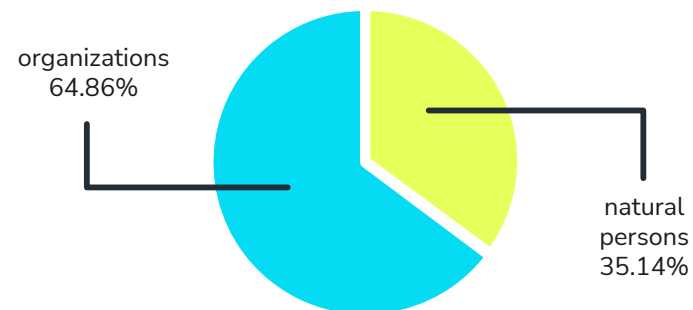


Division of Registrants of .pl domain names, Q4 2022



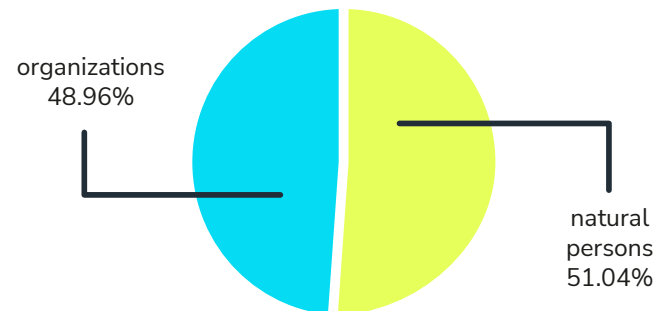
Copyright by NASK

.pl domain names, active in DNS, as divided into the type of a registrant, Q4 2022



Copyright by NASK

Division of .pl domain name registrations for the type of registrant, Q4 2022

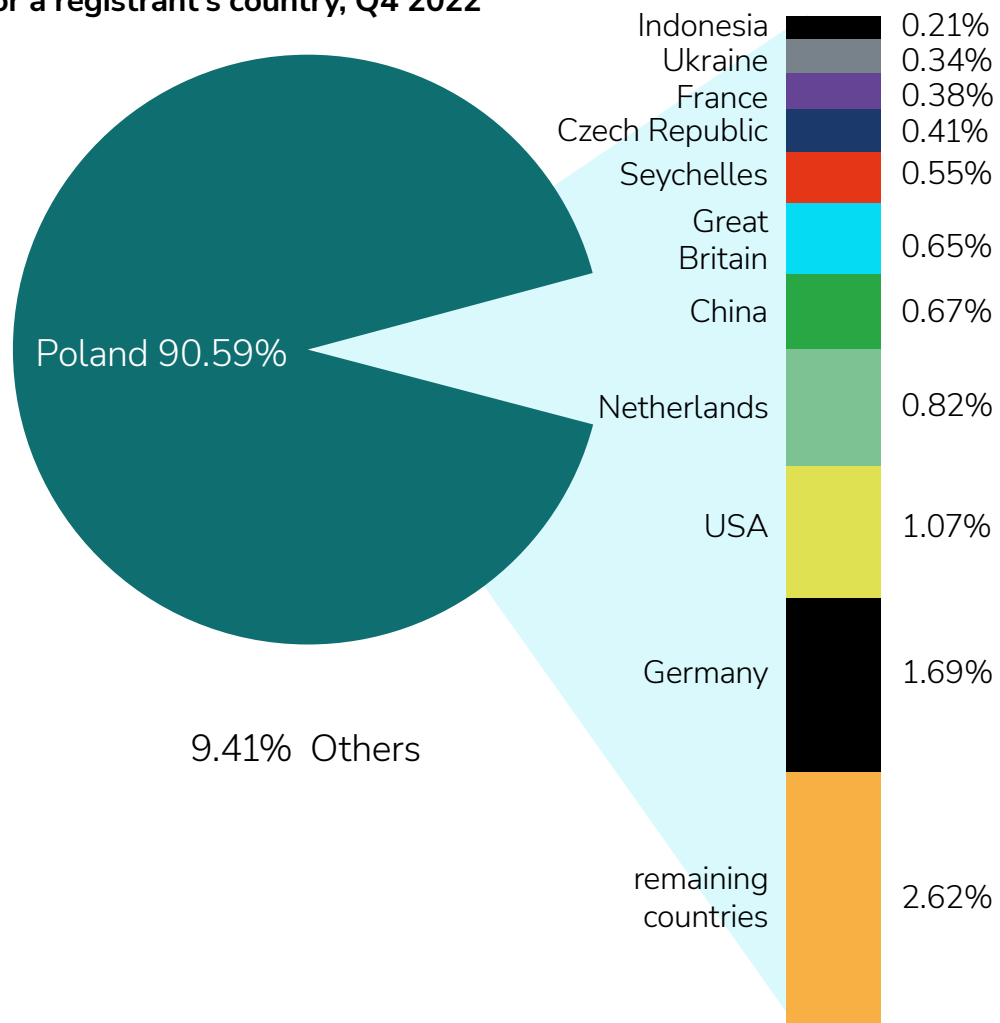


Copyright by NASK

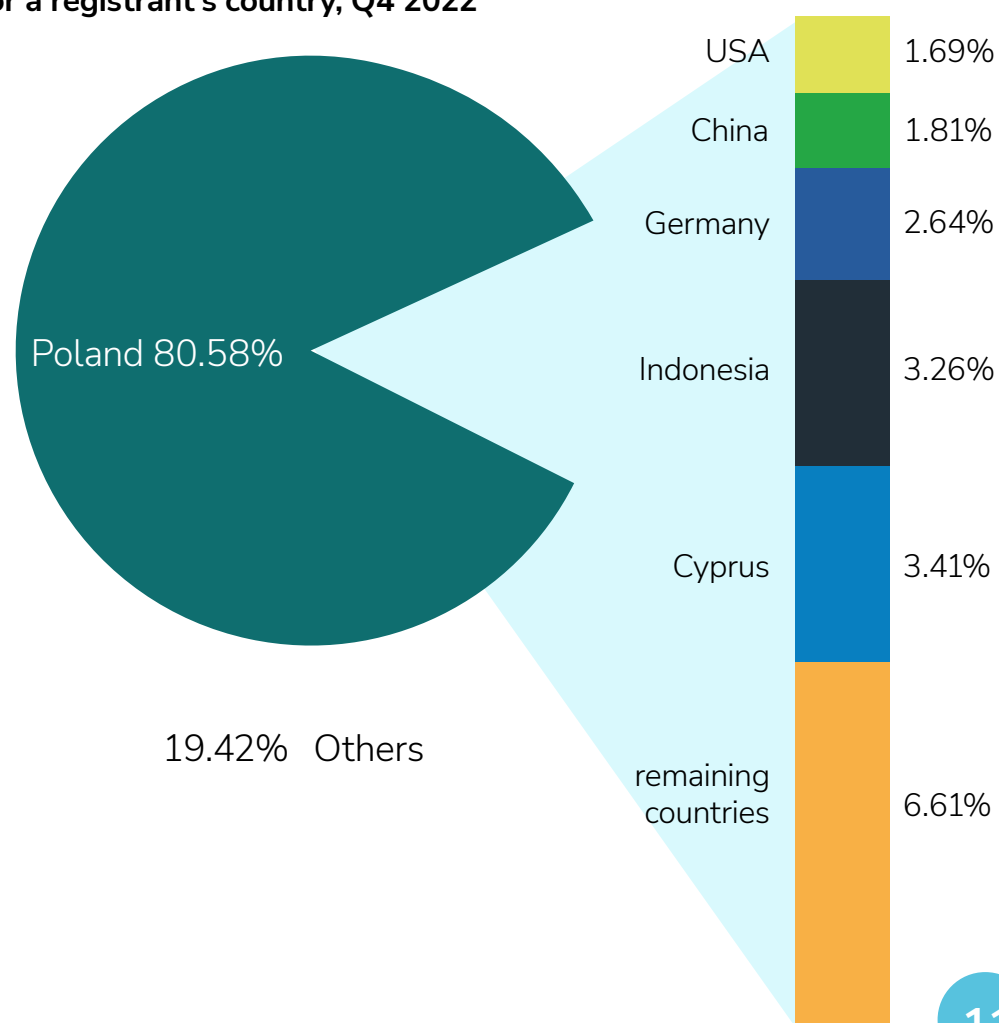
Registrants of .pl domain names

Place of residence of .pl domain name registrants

Division of .pl domain names active in DNS for a registrant's country, Q4 2022



Division of .pl domain name registrations for a registrant's country, Q4 2022



Copyright by NASK

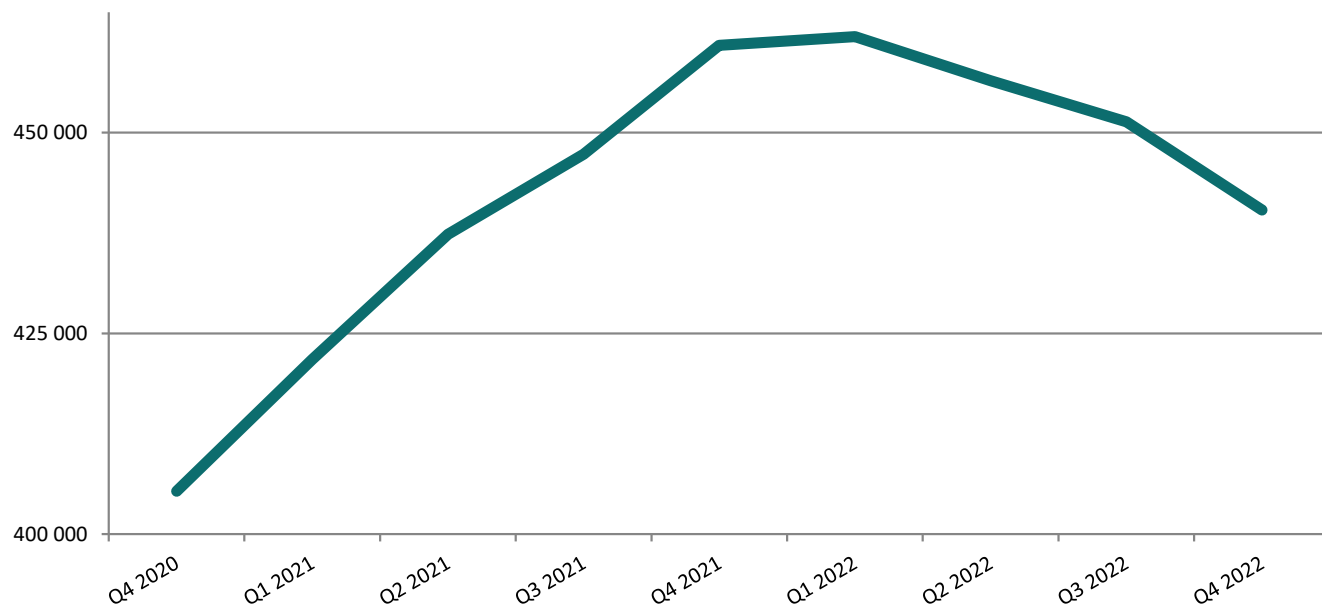
Copyright by NASK

Additional services of .pl domain registry

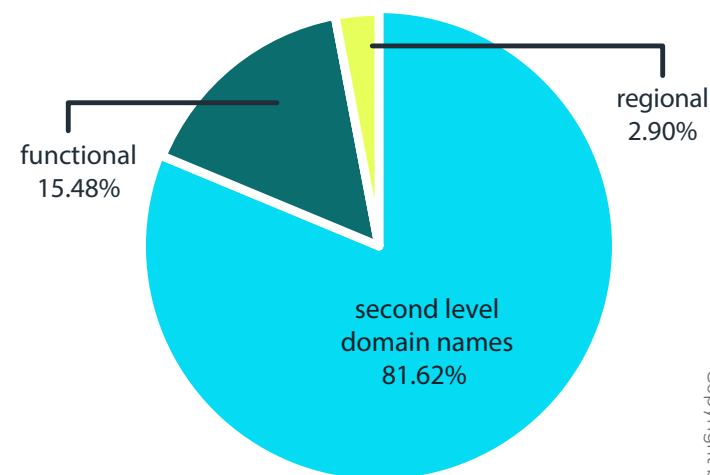
DNSSEC

At the end of the fourth quarter of 2022, in the .pl domain registry, there were **440 360** names secured with the DNSSEC protocol, with **32.48%** thereof being registered in 2022, **13.87%** in 2021, **7.27%** in 2020, **19.44%** between 2019 and 2016, **16.68%** between 2015 and 2010, while remaining **10.26%** between 2009 and 1994.

Number of the .pl domain names secured with DNSSEC



.pl domain names secured with DNSSEC as divided into a type of zone, Q4 2022



440 360
names secured
with DNSSEC
protocol

Additional services of .pl domain registry

IDN

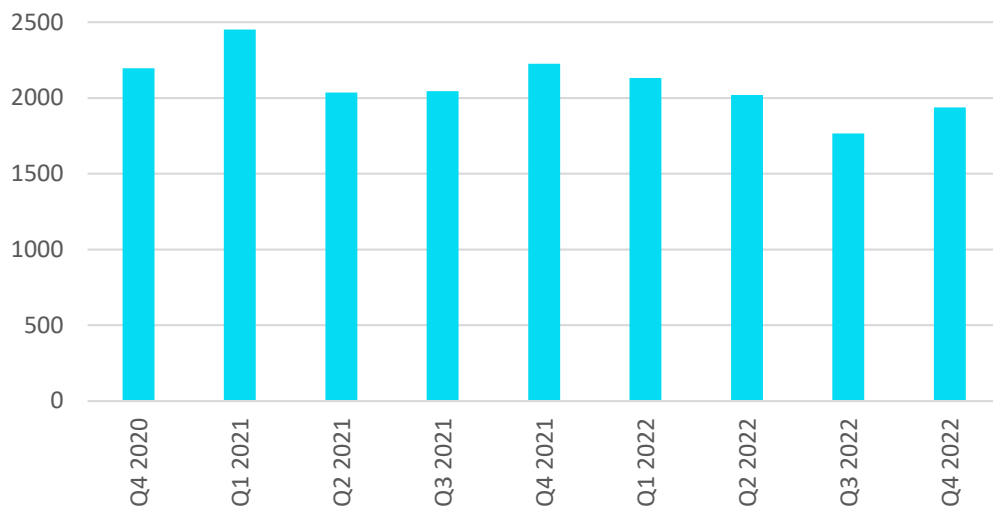
At the end of December 2022, names with national diacritic signs (IDN) constituted **1.10%** of all .pl domain names, active in DNS, and their number amounted to **27 610**.

In the fourth quarter of 2022 **1 938** IDNs were registered, which constituted **1.19%** of all .pl domain names registered during that period.



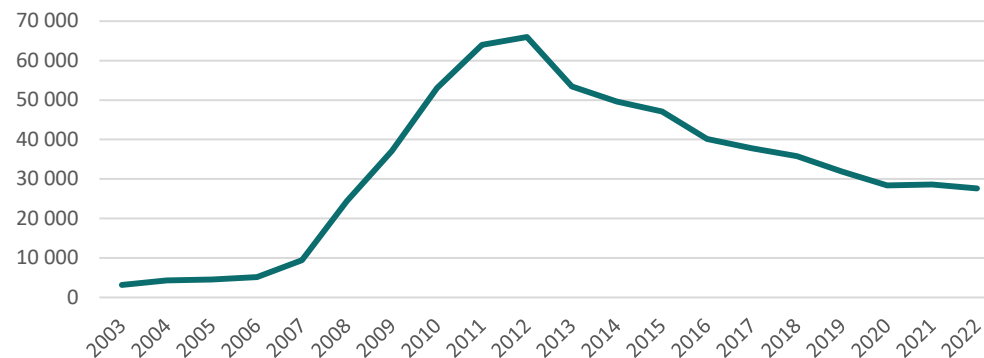
1 938 IDNs registered in Q4 2022

Number of registrations of .pl IDNs



Copyright by NASK

Number of .pl IDNs active in DNS



Copyright by NASK

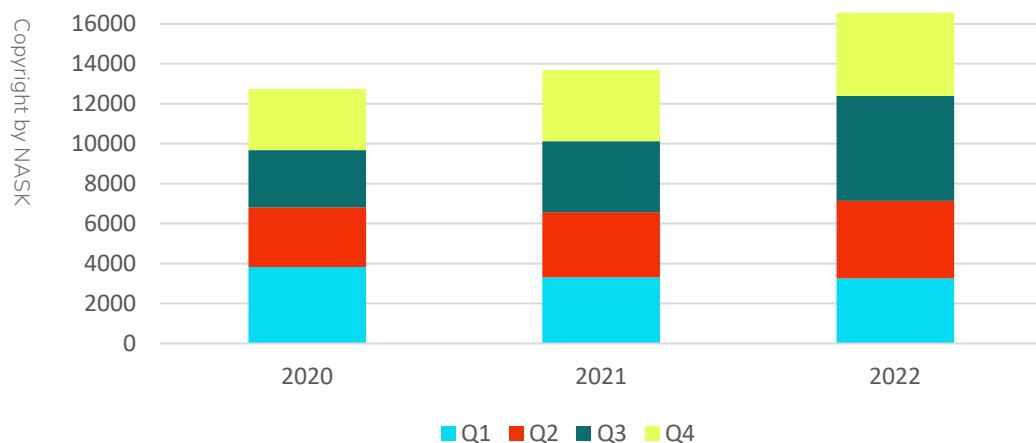
Additional services of .pl domain registry

Options

In the last three months of 2022, **4 173** agreements on option for registration of a .pl domain name were concluded, and **1 574** were renewed for a consecutive 3-year period. The number of option agreements concluded in each month of the fourth quarter of 2022 was: **3 041** in October, **561** in November and **571** in December.

1 153 existing option agreements were completed with a domain name being provided for registration. In **67** cases, registration did not take place for reasons attributable to the option holder, resulting in names being released for public registration.

Number of WLS registrations



Since the launching of the service of option for registration in **2004**



the .pl domain registry has concluded nearly **271 k** agreements



43.01% thereof being completed with provision of a .pl domain name for registration

Registrars of .pl domain names

NASK Partner Programme

At the end of December 2022, in the NASK Partner Programme, there were participating **196** registrars from **23** countries.

125 registrars, servicing totally over **1.61 million** .pl domain names, had their registered offices in Poland, **48** registrars, seated in other European countries, were handling nearly **532 thousand** .pl domain names, whereas **23** registrars from outside of Europe, were operating nearly **369 thousand** .pl domain names.

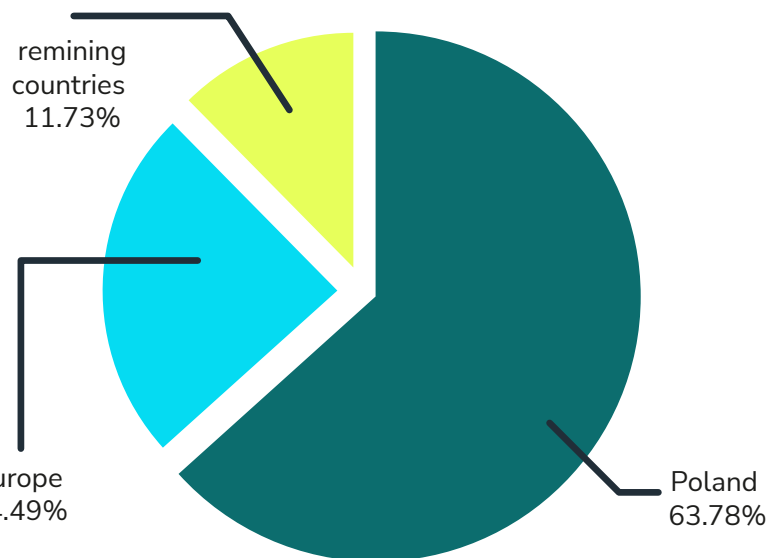


196 Partners

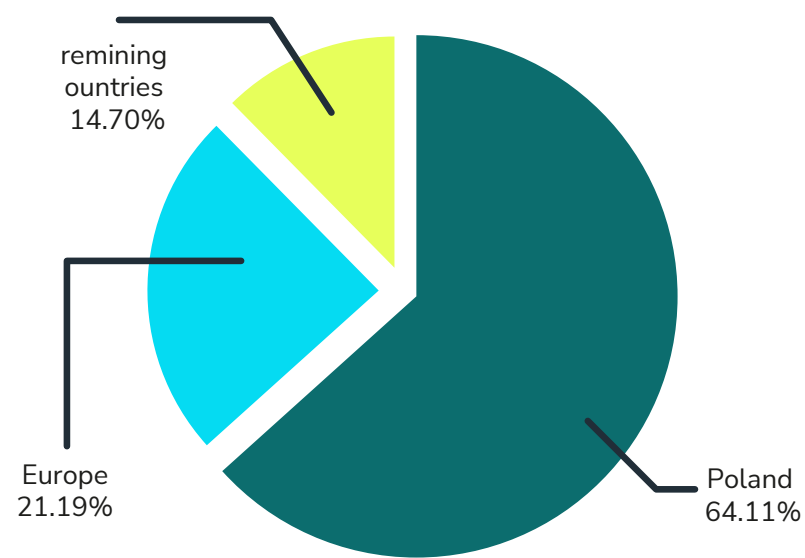


23 countries

**Division of Partners
for their place of residence, Q4 2022**



**Division of .pl domain names
for Partner's registered office, Q4 2022**



Copyright by:



NASK

Compilation and description
of data gathered from the .pl domain
name registry system: Alina Wiśniewska-Skura

Text and correction: Editorial staff

Design: Katarzyna Tomasik

Translation: Editorial staff

dns.pl

