



**NASK**



.pl domain name market  
**NASK's report**

**Q2 2022**



# Table of Contents

<b>Introduction</b>	<b>3</b>
<b>Facts and figures</b>	<b>5</b>
<b>.pl domain names active in DNS</b>	
Domain names in .pl domain registry	6
Transfers	7
Renewal of a domain name for a consecutive billing period	8
<b>Domain names released from the .pl domain registry</b>	<b>9</b>
<b>New names in the .pl domain registry</b>	<b>10</b>
<b>Registrants of .pl domain names</b>	
Registrants in the .pl domain registry	11
Place of residence of .pl domain name registrants	12
<b>Additional services of .pl domain registry</b>	
DNSSEC	13
IDN	14
Options	15
<b>Registrars of .pl domain names</b>	
NASK Partner Programme	16

# Introduction



**Roman  
Malinowski**

Director of .pl  
Domain Registry

# Introduction

Dear Readers,

In the second quarter of 2022, the number of registrants recorded in the .pl domain registry increased by **1 019**, as compared to the previous quarter, and amounted to **1 116 134**. More than **72%** of the registrants had one .pl domain name on their account and almost **14%** had two. The share of registrations of registrants who are natural persons dropped from **50.79%** in the first quarter to **47.70%** in the second quarter, while entrepreneurs increased from **49.21%** to **52.30%** respectively. It is worth mentioning that the number of .pl domain names, held on behalf of registrants based in Ukraine, increased by **32%** in the second quarter.

At the end of June 2022, there were **2 525 465** names in the .pl domain registry, **6 688** fewer than at the end of March. A decrease in new domain name registrations was also recorded. There were **25 080** fewer of them compared to the previous quarter.

However, the upward trend in the number of renewals continued, with the renewal rate increasing by 0.16 pp in the second quarter to **73.96%**.

In the second quarter, the Registry recorded an increase in the share of new name registrations in functional and regional domains. The percentage of registrations in functional domains increased from **12.83%** in the first quarter to **13.15%** at the end of the second quarter, and in regional domains from **3.72%** to **3.77%** respectively.

April saw the publication of a new article on web security in the Registry blog. It contains, among other things, recommendations on the DNSSEC service and DNS security. I encourage you to read it, the article is available at: <https://dns.pl/en/blog/online-safety-recommendations>.

It is worth recalling that a series of public online training courses organised by ICANN (Internet Corporation for Assigned Names and Numbers) took place in the first half



# Introduction

# Introduction

of 2022. The most recent of these - 'DNS ecosystem security' - was held in May. Recordings of all training courses can be found on [the ICANN website](#). Proposals for topics for the autumn edition of the trainings, scheduled to start in September, can also be submitted via the aforementioned website. I encourage you to take advantage of the opportunity to participate in the mentioned trainings.

To conclude, I would like to mention an important event which will take place on 20 October 2022 in Lublin, namely the IGF Poland 2022 Digital Summit, organised by the Chancellery of the Prime Minister in cooperation with, among others, NASK. Wojciech Pawlak, Director of NASK, was appointed to the IGF Poland Programme Council, whose task is to prepare the agenda for the conference. On 20 April this year, an information meeting on IGF Poland 2022 was held. Up-to-date facts about the conference are available at <https://www.gov.pl/web/igf-poland>.

I invite you to read the report.

# Facts and figures



Over  
**2.5 m**  
active .pl domain  
names




Nearly  
**159 k**  
new names



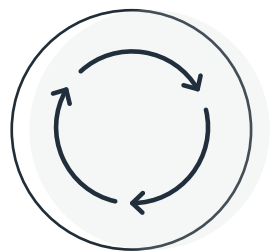
Over  
**456 k**  
names secured with  
DNSSEC



**210**  
NASK Partners



Nearly  
**28 k**  
thousand transfers



**73.96%**  
renewal rate



Over  
**1.1 m**  
registrants



**1 743**  
registrations daily  
average



**64.46%**  
of registrants constitute  
organizations



**35.54%**  
natural persons

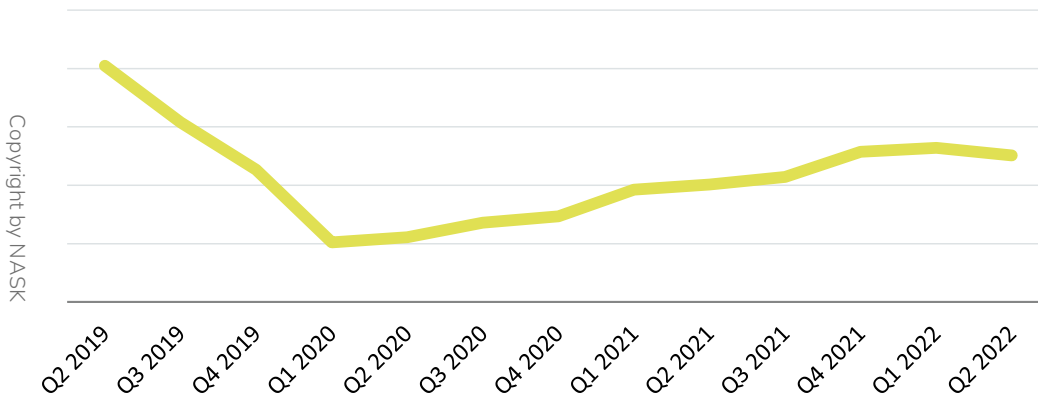
# .pl domain names active in DNS

## Domains in .pl domain registry

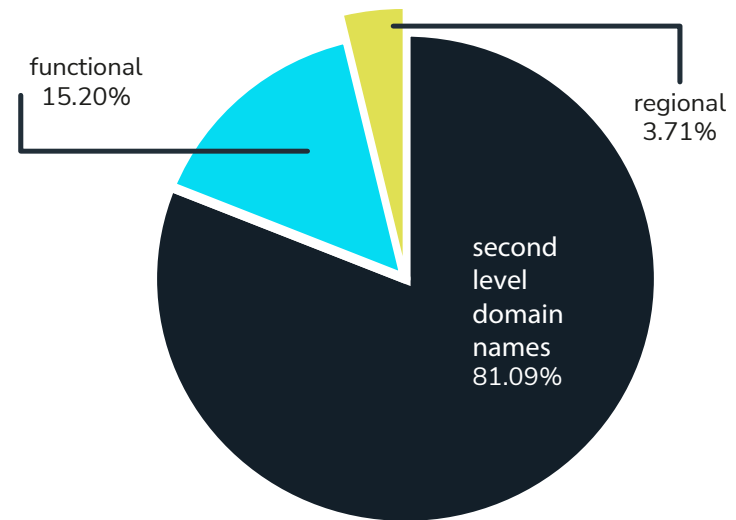
At the end of April 2022 in the .pl domain registry **2 525 465** domain names were active in DNS. During the quarter under discussion the number of maintained domain names decreased by **6 688**. The annual growth of the number of active .pl domain names amounted to **0.99%**.

The number of names registered directly in the .pl domain amounted to **2 048 013**, **383 716** in functional domains (e.g. .com.pl, .org.pl) and **93 736** in the regional domains (e.g. .waw.pl, .szczecin.pl).

Number of .pl domain names in DNS



Number of domain names active in DNS as divided into the type of zone, Q2 2022



# .pl domain names active in DNS

## Transfer

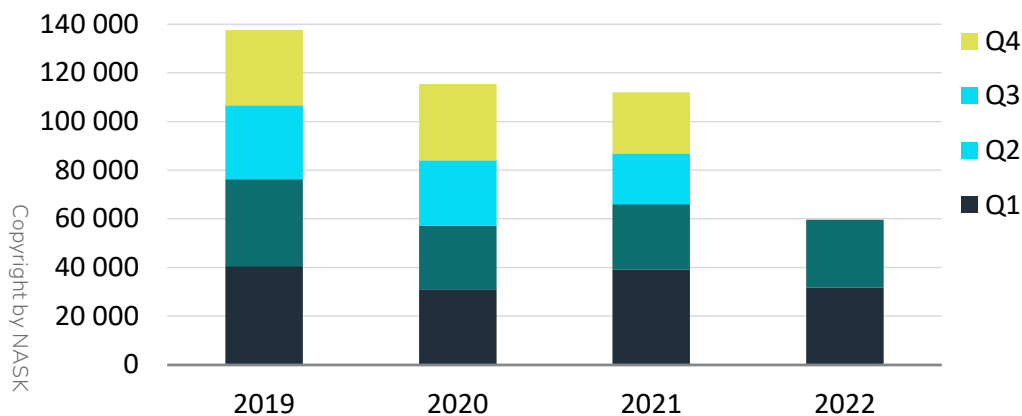
From the beginning of April to the end of June 2022 **27 949** transfers of .pl domain name service were carried out.

**1 819** transfers were executed with simultaneous renewal of a .pl domain name for a consecutive billing period, whereby **472** were effected after the previous billing period had been completed.



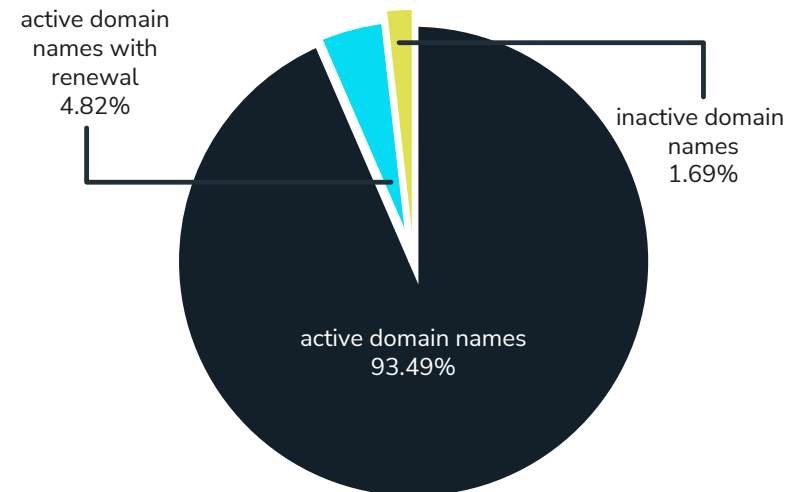
**1 819** transfers with renewal in Q2 2022

### Number of .pl domain name transfers




Copyright by NASK

### Division of transfers, Q2 2022



Copyright by NASK



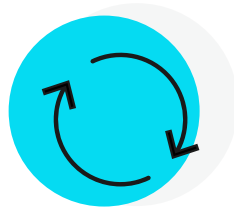
# .pl domain names active in DNS

Renewal of a domain name for a consecutive billing period

At the end of June 2022 the renewal rate amounted to **73.96%**. As compared to the first quarter the rate grew by **0.16 p.p.**

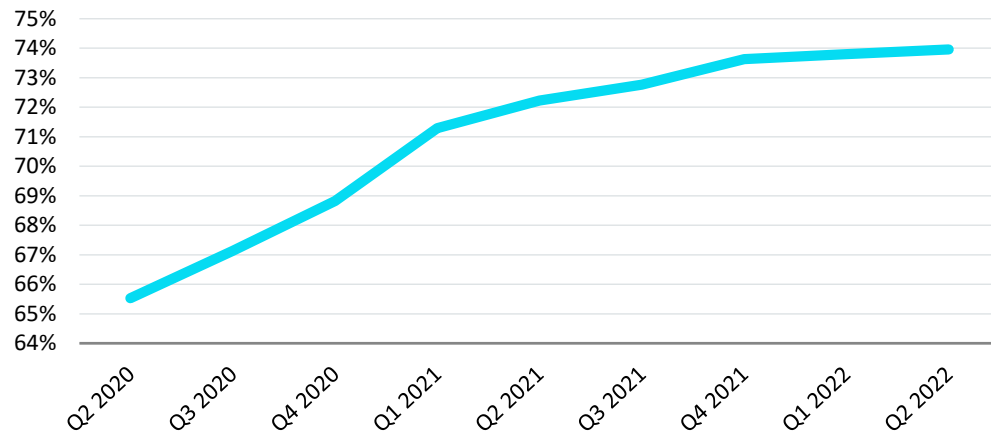
In the second quarter of 2022, **434 904** names were renewed, with **351 645** directly in the .pl domain, **65 890** in functional domains and **17 369** in regional domains.

For **1 462** names the end of the billing period was shifted by an individually defined number of days.

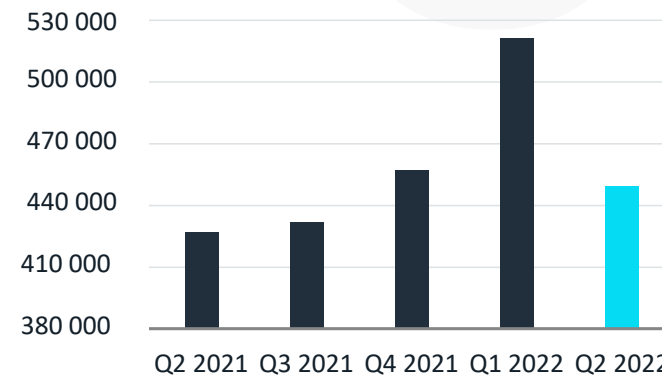


**434 904** renewals in Q2 2022

Renewal rate of .pl domain names

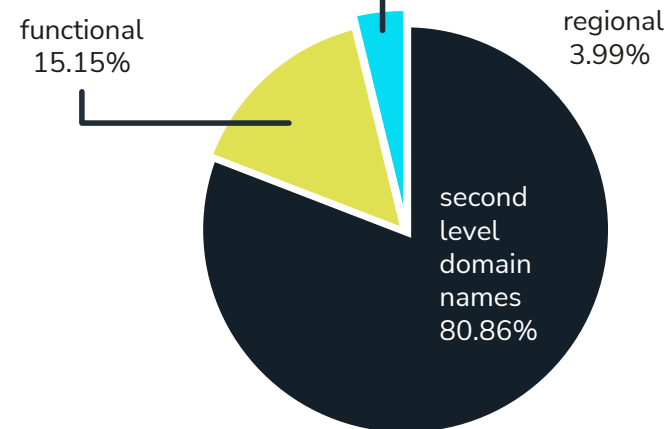


Number of renewed .pl domain names



Copyright by NASK

Structure of renewed .pl domain names, Q2 2022

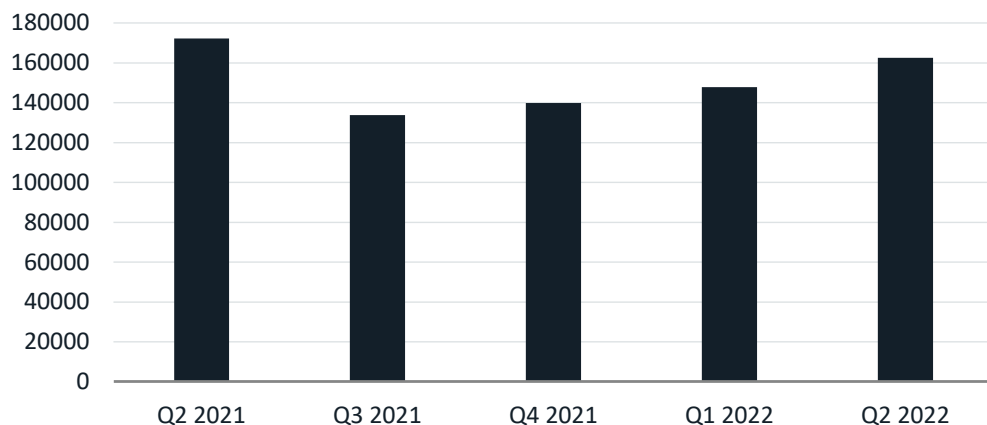


Copyright by NASK



# Domain names released from the .pl domain registry

## Number of .pl domain names released due to lack of renewal



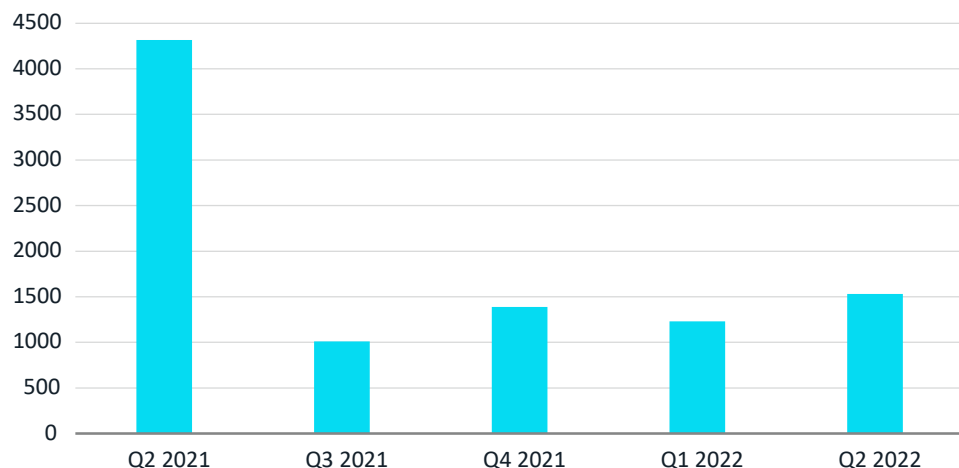
Copyright by NASK

During the second quarter of 2022, there were released **162 521** names from the .pl domain registry due to lack of renewal for a consecutive billing period by registrants. Whereas, **1 530** names were deleted from the registry by a proper EPP request.



**1 530** domain names released after previous deletion

## Number of .pl domain names released after previous deletion



Copyright by NASK



**162 521** domain names released due to lack of renewal



# New names in the .pl domain registry

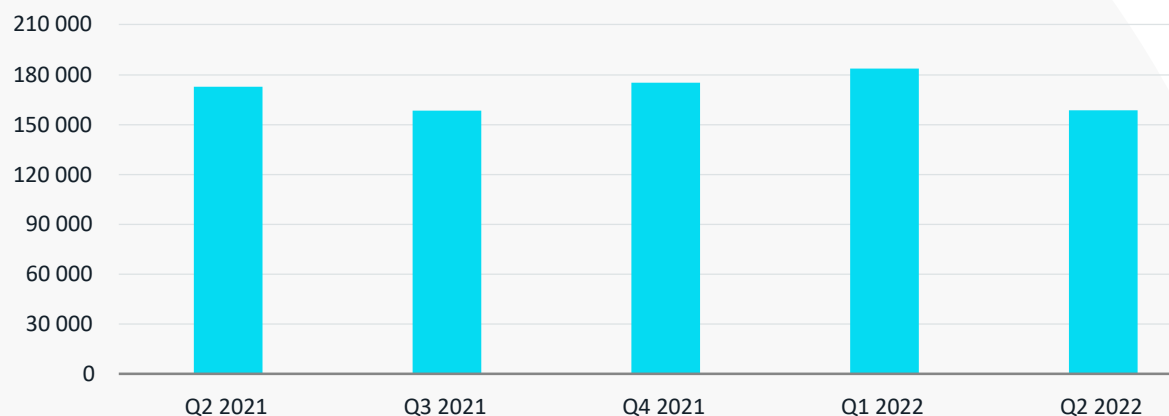
In the second quarter of 2022, **158 605** .pl domain names were registered, with **131 768** directly in the .pl domain, **20 859** in functional domains and **5 978** in regional domains.

The number of registrations in particular months amounted to: **54 202** in April, **54 844** in May, **49 559** in June.

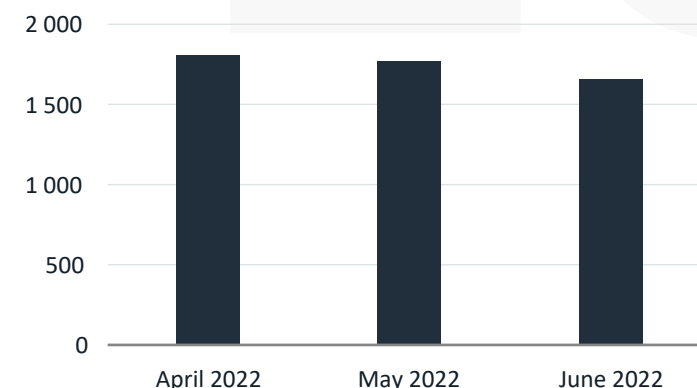


The daily average number of .pl domain name registrations was **1 743**

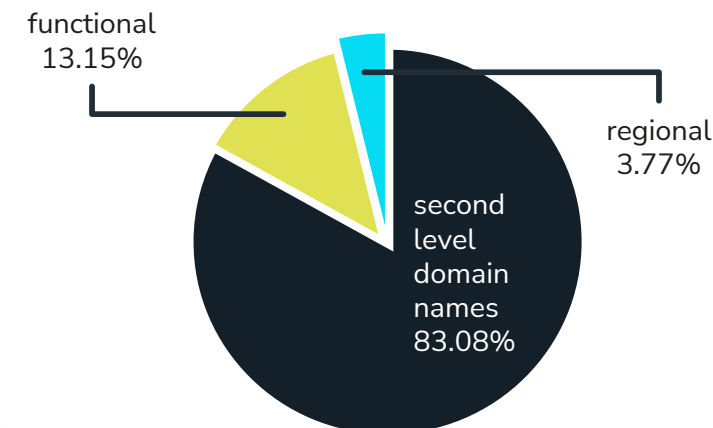
Number of .pl domain name registrations



Number of .pl domain name registrations, daily average, Q2 2022



.pl domain name registrations as divided into a type of zone, Q2 2022



# Registrants of .pl domain names

## Registrants in the .pl domain registry

At the end of June 2022 in the .pl domain registry, there were **1 116 134** unique .pl domain name registrants, **35.54%** constituted natural persons while **64.46%** organizations.

In the second quarter of 2022 the registry grew by **1 019** entries of registrants.

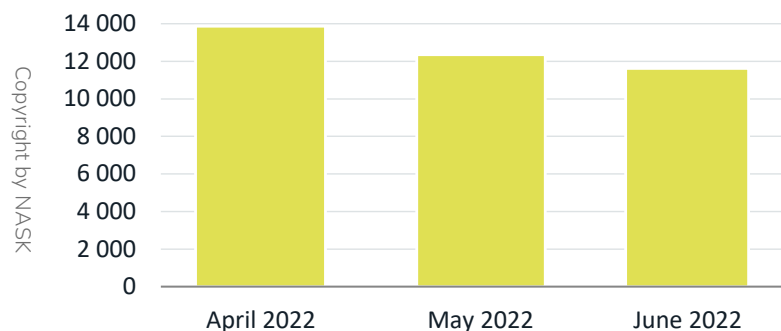


**2.26** .pl domain names fell for one registrant on average



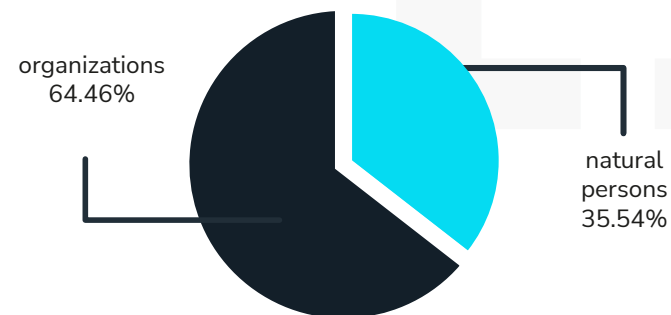
There were **37 848** changes of .pl domain name registrants

### Number of changes of .pl domain name registrants, Q2 2022



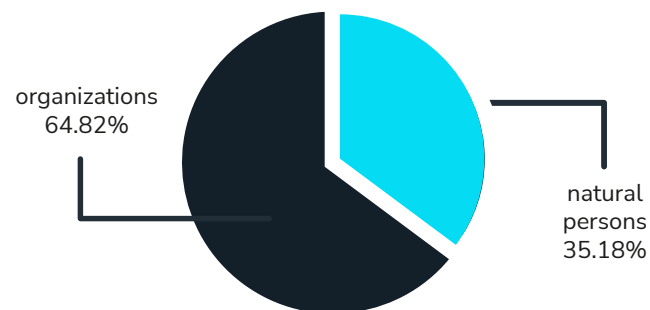
NASK's report for the second quarter of 2022

### Division of Registrants of .pl domain names, Q2 2022



Copyright by NASK

### .pl domain names, active in DNS, as divided into the type of a registrant, Q2 2022



Copyright by NASK

### Division of .pl domain name registrations for the type of registrant, Q2 2022

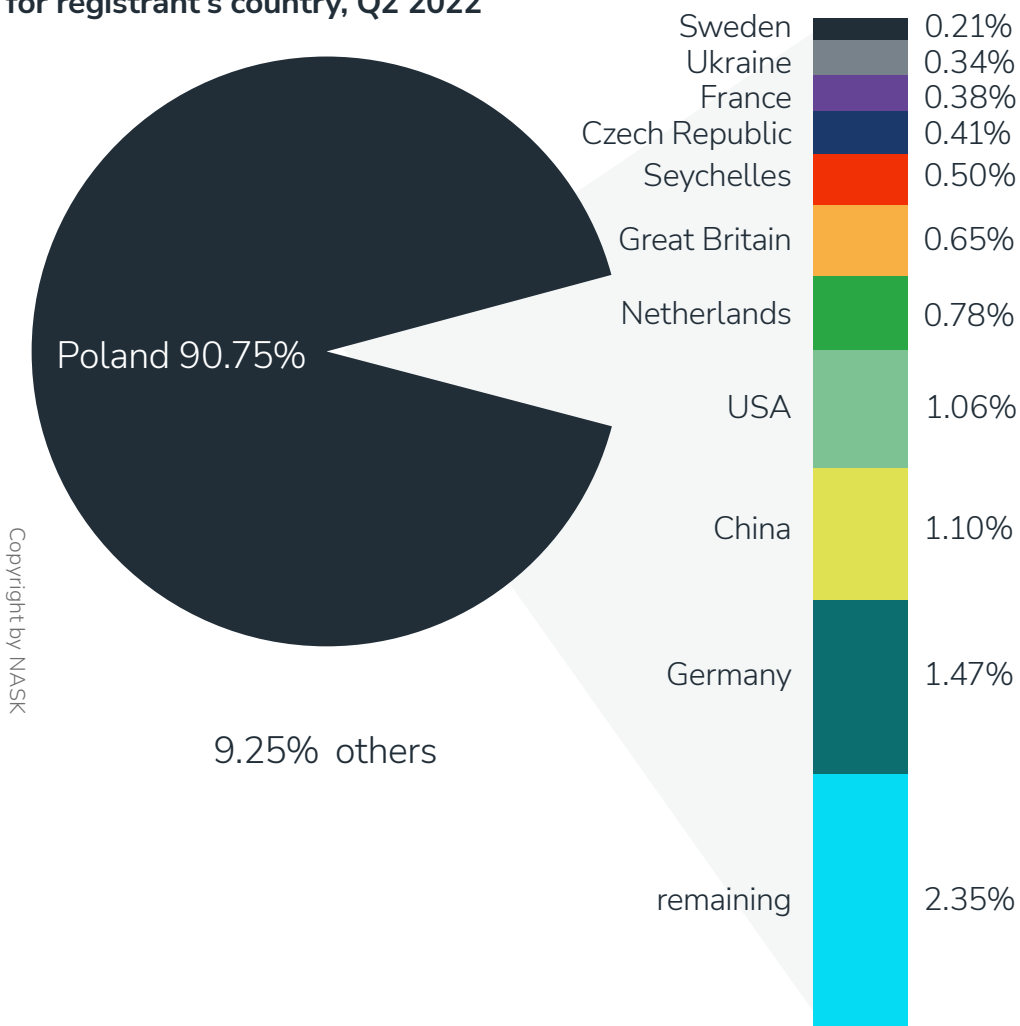


Copyright by NASK

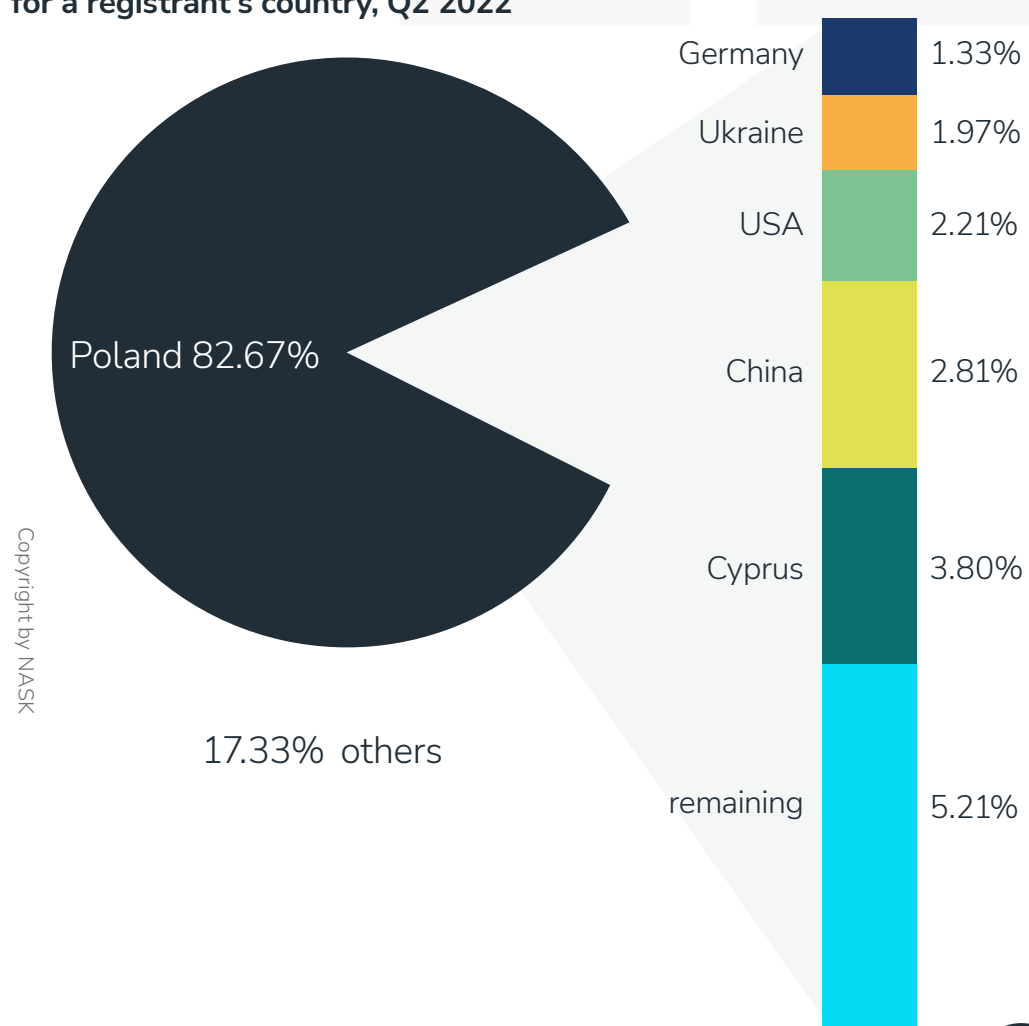
# Registrants of .pl domain names

Place of residence of .pl domain name registrants

Division of .pl domain names active in DNS for registrant's country, Q2 2022



Division of .pl domain name registrations for a registrant's country, Q2 2022



Copyright by NASK

Copyright by NASK

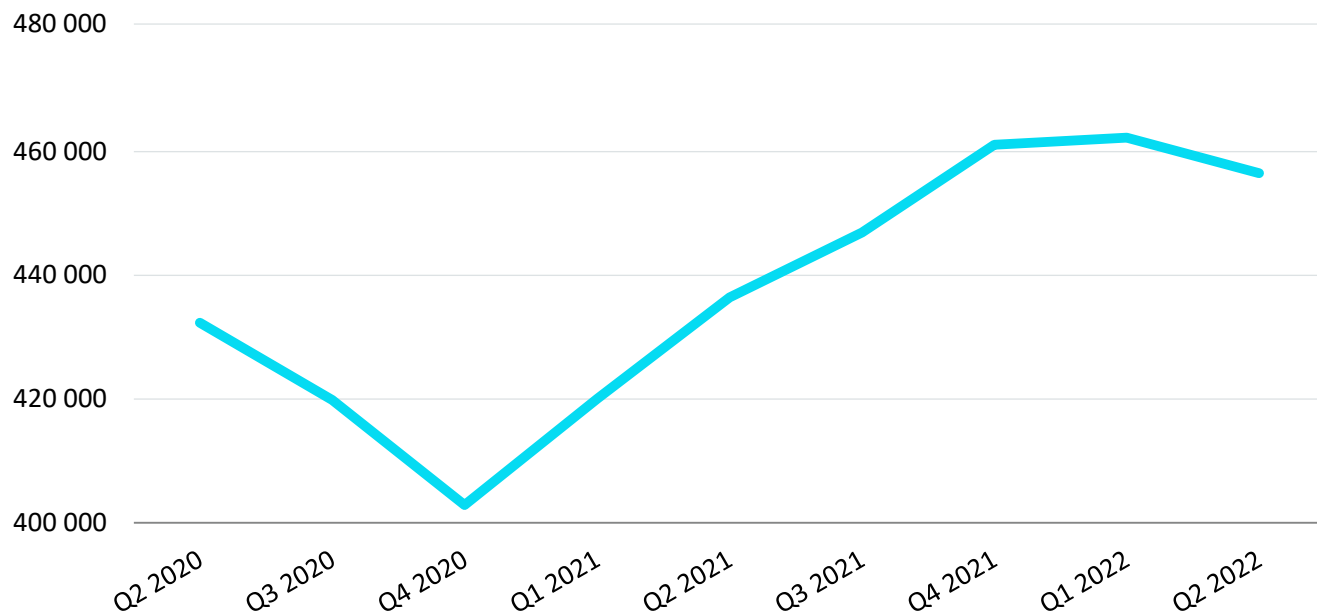
# Additional services of .pl domain registry

## DNSSEC

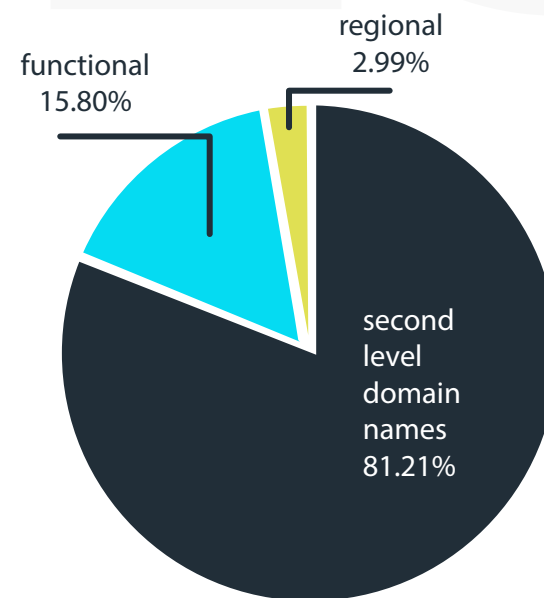
In the .pl domain registry, at the end of June 2022, there were **456 461** names secured with the DNSSEC protocol, with **17.14%** thereof being registered in 2022, **25.20%** in 2021, **33.82%** between 2020 and 2015, **21.26%** between 2014 and 2005, while remaining **2.58%** before 2005.

As compared to the previous quarter, the number of names, secured with that method in the .pl domain registry, decreased by **5 503**.

Number of the .pl domain names secured with DNSSEC



.pl domain names secured with DNSSEC as divided into a type of zone, Q2 2022



**456 461**  
names secured  
with the DNSSEC  
protocol

# Additional services of .pl domain registry

## IDN

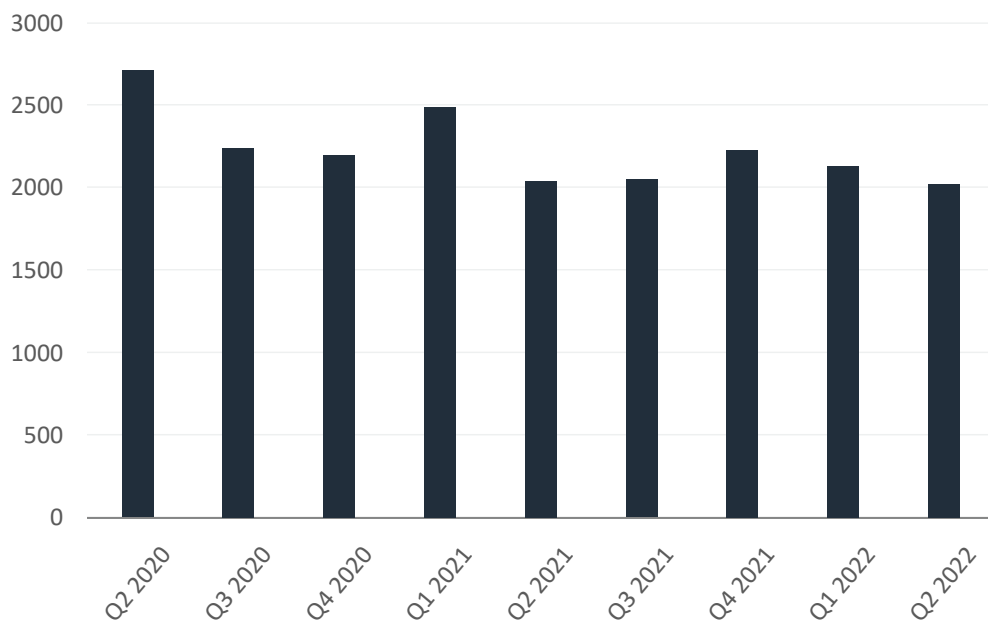
At the end of the second quarter of 2022, names with national diacritic signs (IDN) constituted **1.13%** of all .pl domain names, active in DNS, and their number amounted to **28 533**.

From the beginning of April to the end of June 2022 **2 019** IDNs were registered, which constituted **1.27%** of all .pl domain names registered during that period.



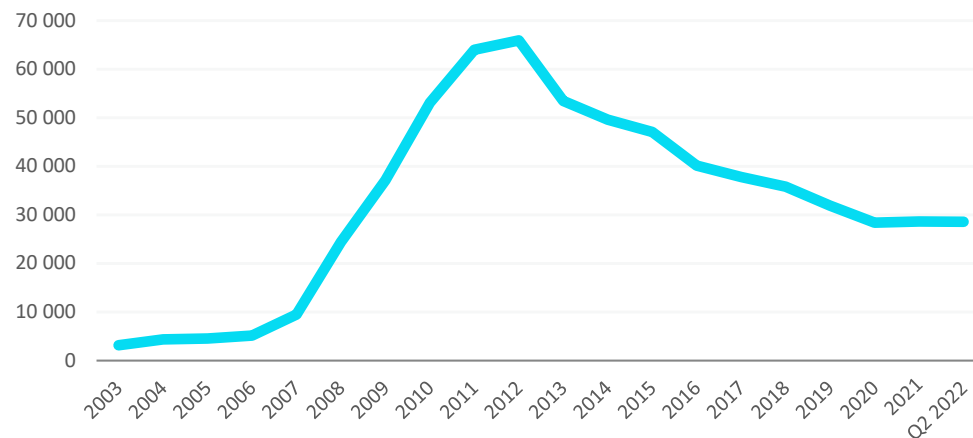
**2 019** IDNs registered in Q2 2022

Number of registrations of .pl IDNs



Copyright by NASK

Number of IDNs active in DNS .pl



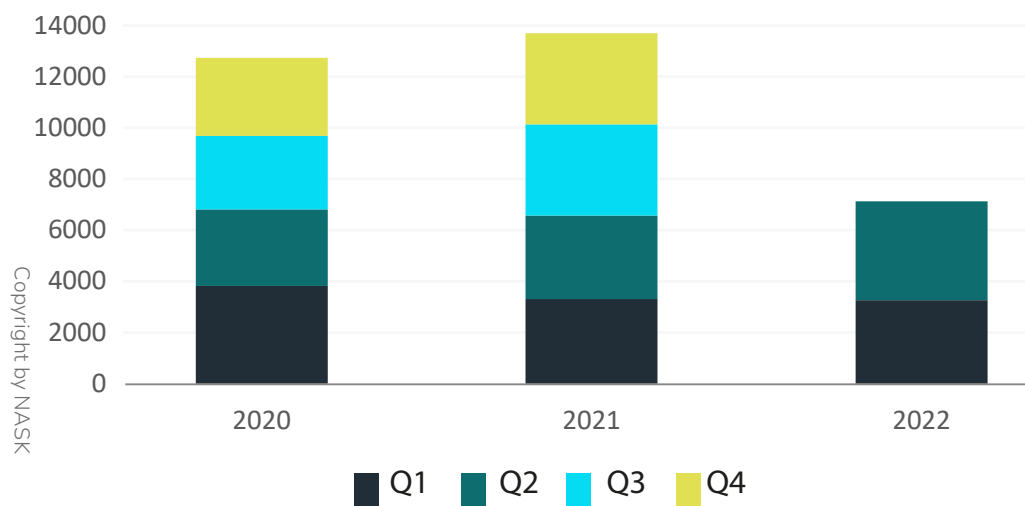
Copyright by NASK

# Additional services of .pl domain registry

## Options

In the second quarter of 2022, **3 867** new agreements on options were concluded and **540** were renewed for a consecutive 3-year period. In case of **1 028** agreements, a domain name was provided for registration. **55** of provided names failed to be registered for reasons attributed to an option holder. Those domain names were released for public registration.

Number of WLS registrations



Copyright by NASK



Since the launching of the service of option for registration in **2004**



the .pl domain registry has concluded over **261.5 k** agreements



**43.67%** thereof being completed with provision of a .pl domain name for registration

# Registrars of .pl domain names

## NASK Partner Programme

At the end of June 2022, in the NASK Partner Programme, there were participating **210** registrars from **24** countries.

**133** registrars, servicing totally over **1.6 million** .pl domain names, had their registered offices in Poland, **51** registrars, seated in other European countries, were handling over **534 thousand** .pl domain names, whereas **26** registrars, from outside of Europe, were operating over **368 thousand** .pl domain names.



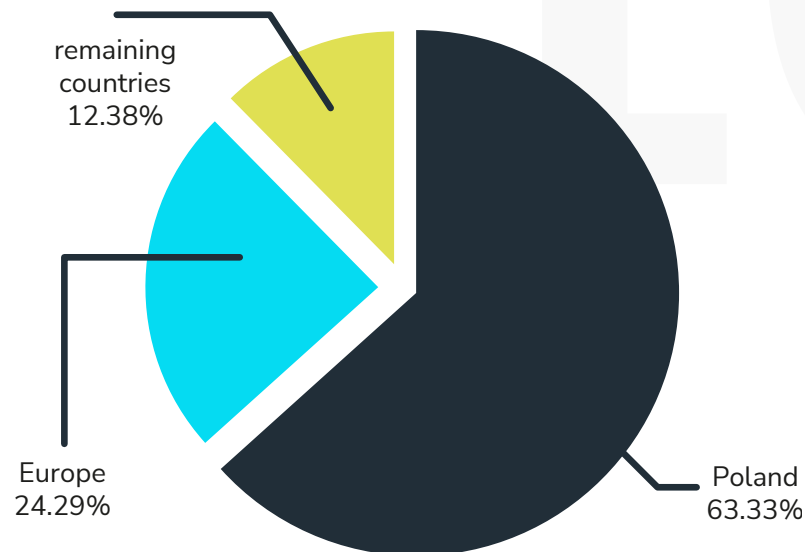
**210** Partners



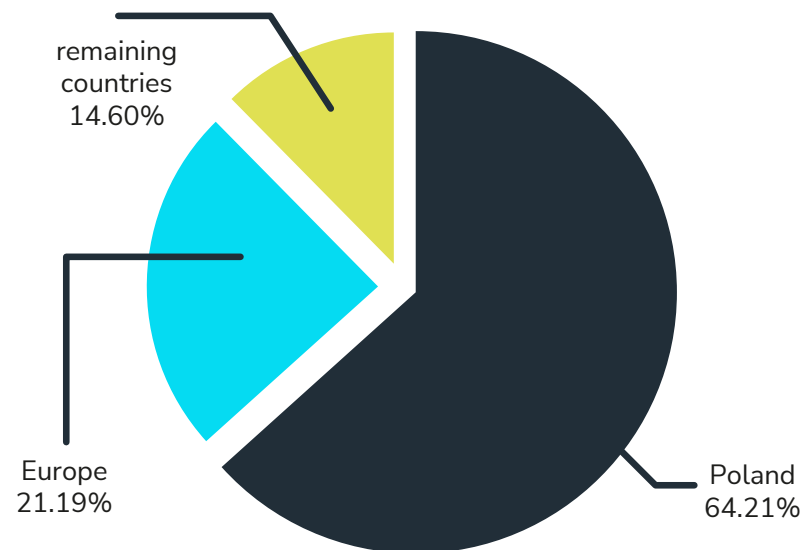
**24** countries



Division of Partners for their place of residence, Q2 2022



Division of .pl domain names for Partner's registered office, Q2 2022



Copyright by NASK

Copyright by NASK



Copyright by:



**NASK**

Text and correction: Anna Gniadek  
Agata Leszczyńska  
Marzena Pastuszka  
Weronika Rakowska

Compilation and description of data gathered  
from the .pl domain name registry system: Alina Wiśniewska-Skura

Design: Agnieszka Malinowska  
Alicja Kaim

Translation: Piotr Studziński-Raczyński

**dns.pl**

